

Marchio / Brand ZUCCHETTI

PAN











PAN

ZP6211.195E Single lever basin mixer.



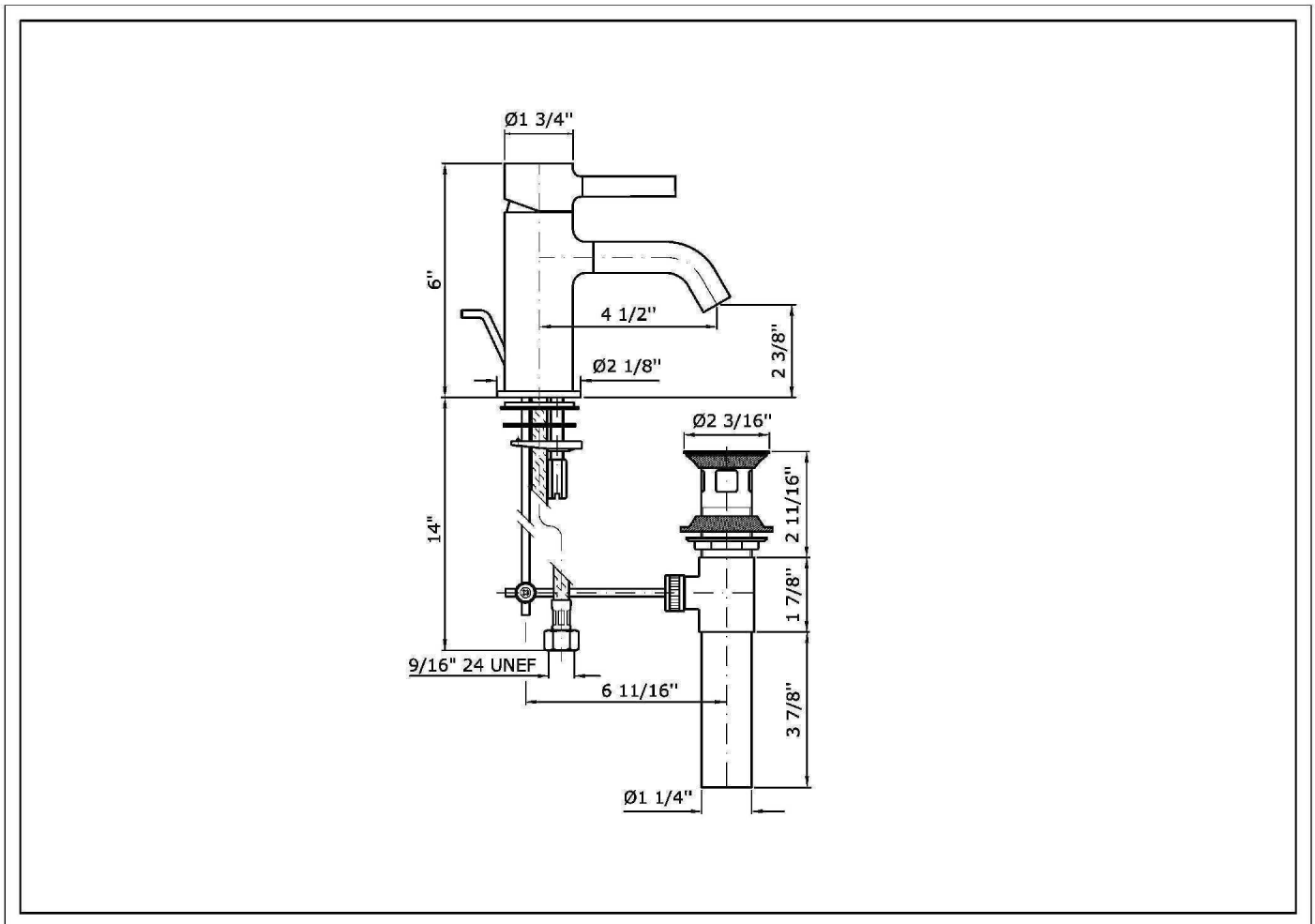
Single lever basin mixer with aerator, pop-up waste, flexible hoses. Spout projection 4 1/2". Water flow restricted to 1.2 GPM.

Finiture / Finishes

	 C3	 C8	 C40	 C41	 C50	 C51
Chrome	Brushed Nickel	Polished Nickel	Gold	Brushed Gold	Metal Black	Brushed Metal Black
 W1	 N1	 N7				
Embossed Matt White	Embossed Matt Black	Soft Touch Black				

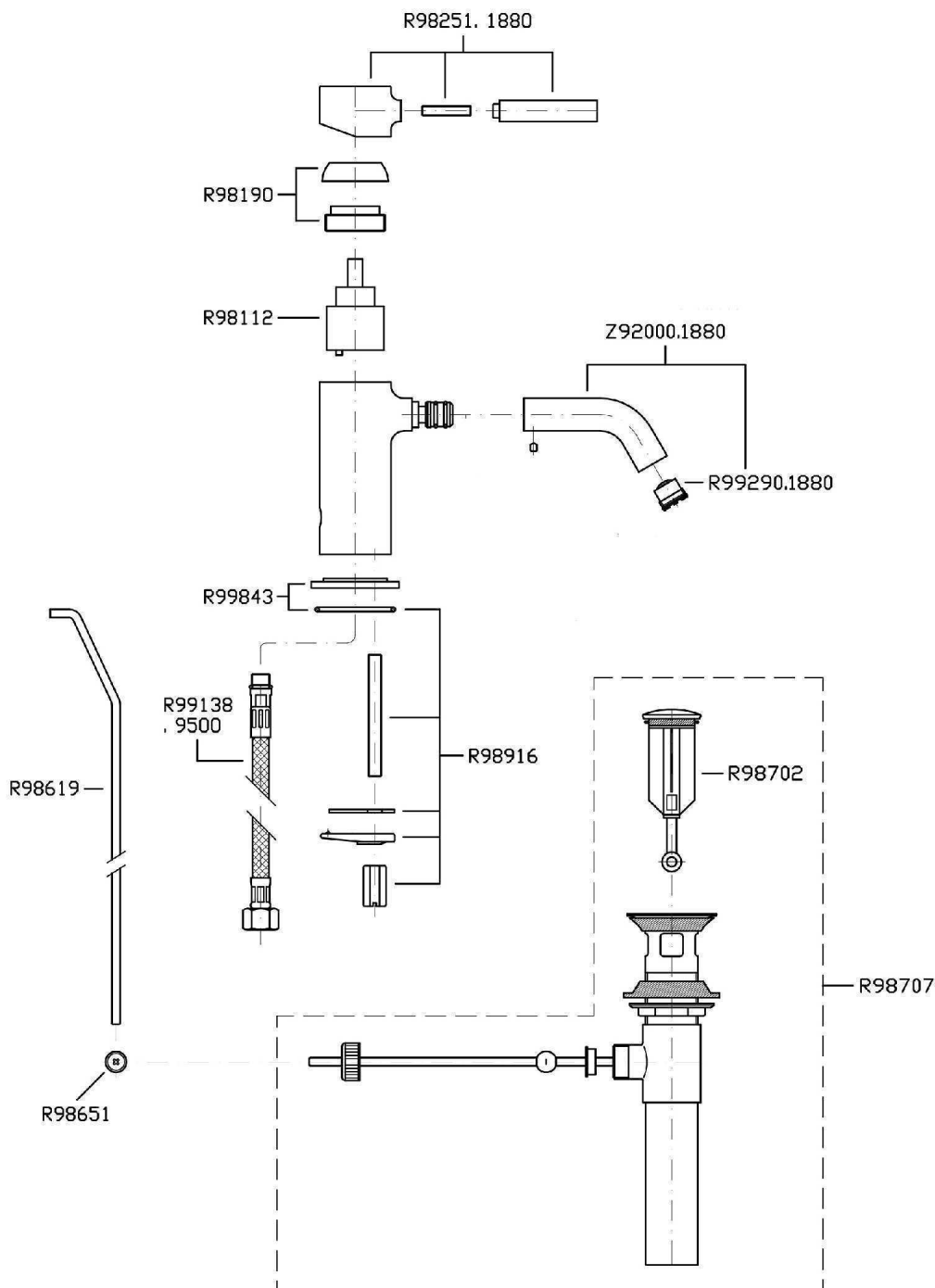
PAN

ZP6211.195E Disegno Complessivo / Overall Drawing



PAN

ZP6211.195E Esplosi / Exploded



Marchio / Brand ZUCCHETTI

PAN

PAN

ZP6211.195E Certificazioni / Certifications

USA

IAPMO

PAN

ZP6211.195E Pesì e Misure / Weights and Sizes

Peso (Kg) Weight (lb)	2,18 (Kg)	4,81 (lb)
Volume test (dc3) - (in3)	4,05 (dc3)	247,15 (in3)
h (mm) - (in)	70,00 (mm)	2,76 (in)
L1 (mm) - (in)	150,00 (mm)	5,91 (in)
L2 (mm) - (in)	385,00 (mm)	15,16 (in)

